

KDM

GARDEN
PRODUCTS

2022

INSPIRATION FOR YOUR GARDEN



INNOVATION • QUALITY • VARIETY

2022 GARDEN PRODUCTS RANGE



We are proud of our exceptional and inspiring range of added value outdoor timber products.

For the 2022 season KDM have made some important additions enhancing our reputation as the leading supplier of outdoor added value timber products. The focus of our product range is to provide exceptional quality and product variety to suit all tastes and budgets.



Whilst developing our outdoor timber products range we have remained true to our core values of building successful and sustainable business partnerships. To reinforce our commitment to the environment we hold FSC® and PEFC Chain of Custody Certification.

We pride ourselves on our quality, range of product groups, stock holding, distribution facilities and offering a prompt delivery service throughout the UK and Ireland. In line with new industry and treatment standards, for in-ground contact products, all of KDM's planed and sawn posts are produced from Redwood only, cut 2/4ex log, kiln dried to 18-28% moisture content and pressure treated to Use Class 4.

All of KDM's products are manufactured from selected softwood, stainless steel fixings and treated with a high quality preservative. With the exception of our Willow, Hazel and Oak all other products are supplied pressure treated to enhance the decorative style and protect the timber from insect infestation, fungal decay and rot. The treatment colour may vary depending on timber species and chemicals. The colour will fade as the timber is exposed to weather conditions and further staining will be required to enhance the products appearance.

"KDM's aim is to offer exclusive and original products that meet the very highest standards of timber manufacturing. We are committed to providing our customers the ultimate in quality products, unrivalled service and value for money."



Buying products identified with either schemes logo helps support the growth of responsible forest management worldwide.

'The global benchmark for responsible forest management' The FSC® logo identifies products which contain wood from well managed forests certified in accordance with the rules of the Forest Stewardship Council®.



The PEFC logo identifies products which contain wood from well managed forests certified in accordance with the rules of the Programme for the Endorsement of Forest Certification Schemes.

CONTENTS

FENCE PANELS, POSTS & ACCESSORIES



Omega Lattice Top



Heavy Duty Elite Tongue & Groove



Square Horizontal



Arched Horizontal



Horizontal Lattice Top



Hazel & Willow Hurdles



'V' Arched

FENCE PANELS

<i>Product</i>	<i>Page</i>
Venetian	6
Heavy Duty Elite Tongue & Groove	6-7
Tongue & Groove	8-9
Tongue & Groove Lattice Top	10-11
Slatted Panels	12-13
Omega Lattice Top	14-15
Horizontal Lattice Top	16
Arched Lattice Top	17
Arched Horizontal	17
Square Horizontal	18-19
'V' Arched	20-21
Elite Slatted Top	22
Omega Lattice	22
Premium Woven	23
Hazel & Willow Hurdles	24
Double Sided Paling	25
Featheredge	26-27

PLANED FENCING COMPONENTS & ACCESSORIES

page 29-31



CONTENTS

GATES



Elite Slatted Top
Horizontal Top
Arched Top
'V' Arched
Tongue & Groove
Featheredge
Garden

See pages 32-35 for our full range



BORDER & DECK PANELS



Elite Cross Top
Cross Top
Slatted Border
Vertical Slatted

See pages 36-37 for our full range



DECORATIVE LATTICE



Diamond Lattice
Privacy Lattice
Heavy Diamond Lattice
Planed Square Trellis

See pages 38-41 for our full range



PICKET PANELS, GATES & COMPONENTS



Round Top Picket (Panel & Gate)
Elite Top Picket (Panel & Gate)
Premium Picket Gate
Components

See pages 42-44 for our full range



DECK BOARDS & DECKING ACCESSORIES



Newels
Spindles
Handrails & Fillet
Decking Boards

See page 45 for our full range



CONTENTS

ARCHES & PERGOLA COMPONENTS

See pages 46-47 for our full range



Omega Top Arch
Elite Omega Top Arch
Rose Arch
Flat Top Arch
Pergola Components



GARDEN FURNITURE

See pages 48-53 for our full range



A Frame Tables
Round Table & Seats
Benches
Carver & Conversation Table
Swing Seat
Dining Sets



SAWN FENCING & CREOSOTE PRODUCTS

See pages 54-55 for our full range

**15 YEAR
WARRANTY**



4-way Pointed
Posts
Square Cut Posts
Gate Posts
Rails
Fencing Boards


4-way Pointed
Posts
Rails
Gate Posts
Cundy Poles

**20 YEAR
SERVICE LIFE**



MACHINE ROUNDS & CLADDING

See page 56 for our full range



Machine Full and Half Rounds
Black Double Painted Featheredge



LANDSCAPING & GARDEN PRODUCTS

See pages 57-59 for our full range



Oak Sleepers
Softwood Sleepers
Planed Softwood Sleepers
Site Pegs
Log Roll
Planters
Log Store
Double Dustbin Cover



FENCE PANELS, POSTS & ACCESSORIES



VENETIAN

Sizes

Order Code

180cm x 180cm

VP180

180cm x 90cm

VP90

NEW

STYLISH PANEL RANGE
IDEAL FOR PRIVACY,
SECURITY AND
NOISE CONTROL



HEAVY DUTY ELITE TONGUE & GROOVE

Size

Order Code

180cm x 180cm

HDTG180

FENCE PANELS, POSTS & ACCESSORIES

NEW



HEAVY DUTY ELITE TONGUE & GROOVE

Size

Order Code

150cm x 180cm

HDTG150

PANEL RANGE
INCLUDES REBATED
APEX CAPPING
SEE PAGE 31



NEW



HEAVY DUTY ELITE TONGUE & GROOVE

Size

Order Code

120cm x 180cm

HDTG120

Framing = 44mm x 100mm PAR 40mm x 95mm
Boards = 22mm x 125mm PAR 19mm x 120mm
Panel includes 30mm x 65mm rebated capping



FENCE PANELS, POSTS & ACCESSORIES



TONGUE & GROOVE ARCHED TOP

Size

180cm x 180cm

Order Code

TGA180

STYLISH PANELS
IDEAL FOR PRIVACY,
SECURITY AND
NOISE CONTROL



TONGUE & GROOVE FLAT TOP

Size

180cm x 180cm

30mm x 66mm x 1.8m

Order Code

TGF180

CAP5G



Image includes Premium Panel Capping. Sold separately (see Page 31)

FENCE PANELS, POSTS & ACCESSORIES



TONGUE & GROOVE FLAT TOP

<i>Size</i>	<i>Order Code</i>
150cm x 180cm	TGF150
30mm x 66mm x 1.8m	CAP5G



TONGUE & GROOVE FLAT TOP

<i>Size</i>	<i>Order Code</i>
120cm x 180cm	TGF120
30mm x 66mm x 1.8m	CAP5G

Images include Premium Panel Capping. Sold separately (see Page 31)

FENCE PANELS, POSTS & ACCESSORIES



TONGUE & GROOVE LATTICE TOP

<i>Size</i>	<i>Order Code</i>
180cm x 180cm	TGLT180

Lattice = 8mm x 40mm, Planed and Rounded Edges, Inside Gap = 50mm
Framing = 45mm x 70mm, Planed and Rounded Edges



**FENCE
POSTS**
SEE PAGE 29

SMOOTH PLANED PINE POSTS 4 way rounded top

<i>Size – 2/4 ex log</i>	<i>Order Code</i>
100mm x 100mm x 1.8m PAR to finish 90mm x 90mm	SP100 - 1.8
100mm x 100mm x 2.4m PAR to finish 90mm x 90mm	SP100 - 2.4

FENCE PANELS, POSTS & ACCESSORIES



TONGUE & GROOVE LATTICE TOP

Size

Order Code

150cm x 180cm

TGLT150



TONGUE & GROOVE LATTICE TOP

Size

Order Code

120cm x 180cm

TGLT120

Lattice = 8mm x 40mm, Planed and Rounded Edges, Inside Gap = 50mm
Framing = 45mm x 70mm, Planed and Rounded Edges



FENCE PANELS, POSTS & ACCESSORIES



SLATTED PANEL

Size	Order Code
180cm x 180cm	SLA180
SLATTED WING PANEL (<i>inset</i>)	
180cm x 90cm	SW90



SLATTED PANEL

Size	Order Code
150cm x 180cm	SLA150

FENCE PANELS, POSTS & ACCESSORIES




SLATTED PANEL

Size

120cm x 180cm

Order Code

SLA120



SLATTED PANEL

Size

90cm x 180cm

Order Code

SLA90



SLATTED PANEL

Sizes

60cm x 180cm

Order Code

SLA60



SLATTED PANEL

Sizes

30cm x 180cm

Order Code

SLA30

Slats = 14mm x 45mm, Planed and Rounded Edges, Gaps = 10mm
Framing = 45mm x 55mm, Planed and Rounded Edges



FENCE PANELS, POSTS & ACCESSORIES

**BEST SELLING
RANGE**



OMEGA LATTICE TOP

<i>Size</i>	<i>Order Code</i>
180cm x 180cm	OLT180

OMEGA WING (inset)

160cm x 90cm	OW160
--------------	-------



OMEGA LATTICE TOP

<i>Size</i>	<i>Order Code</i>
90cm x 180cm	OLT90

FENCE PANELS, POSTS & ACCESSORIES



OMEGA LATTICE TOP

Size

Order Code

120cm x 180cm

OLT120



OMEGA LATTICE TOP

Size

Order Code

150cm x 180cm

OLT150

Image includes planed gravel boards. See Page 31 for more details.
Lattice = 12mm x 30mm, Planed and Rounded Edges, Inside Gap = 50mm



FENCE PANELS, POSTS & ACCESSORIES



FENCE PANELS, POSTS & ACCESSORIES



ARCHED LATTICE TOP

Size

180cm x 180cm

Order Code

ALT180

Lattice = 12mm x 30mm, Planed and Rounded Edges, Inside Gap = 50mm



ARCHED HORIZONTAL

Size

180cm x 180cm

Order Code

AH180

FENCE PANELS, POSTS & ACCESSORIES



SQUARE HORIZONTAL

Size

180cm x 180cm

Order Code

SH180



SQUARE HORIZONTAL

Size

150cm x 180cm

Order Code

SH150

FENCE PANELS, POSTS & ACCESSORIES



SQUARE HORIZONTAL

Size

120cm x 180cm

Order Code

SH120



SQUARE HORIZONTAL

Size

90cm x 180cm

Order Code

SH90

FENCE PANELS, POSTS & ACCESSORIES



'V' ARCHED

Size

180cm x 180cm

Order Code

VA180



'V' ARCHED

Size

150cm x 180cm

Order Code

VA150

FENCE PANELS, POSTS & ACCESSORIES



'V' ARCHED

Size

120cm x 180cm

Order Code

VA120



'V' ARCHED

Size

90cm x 180cm

Order Code

VA90

FENCE PANELS, POSTS & ACCESSORIES



ELITE SLATTED TOP

Sizes

Order Code

180cm x 180cm

EST180

Framing size: 45mm x 70mm
Smooth planed slats.



OMEGA LATTICE

Size

Order Code

180cm x 180cm

OL180

FENCE PANELS, POSTS & ACCESSORIES



PREMIUM WOVEN

<i>Size</i>	<i>Order Code</i>
180cm x 180cm	PW180
30mm x 66mm x 1.8m	CAP5G



PREMIUM WOVEN

<i>Size</i>	<i>Order Code</i>
150cm x 180cm	PW150
30mm x 66mm x 1.8m	CAP5G



PREMIUM WOVEN

<i>Size</i>	<i>Order Code</i>
120cm x 180cm	PW120
30mm x 66mm x 1.8m	CAP5G

Images include Premium Panel Capping. Sold separately (see Page 31)

FENCE PANELS, POSTS & ACCESSORIES



HAZEL HURDLE

<i>Sizes</i>	<i>Order Code</i>
180cm x 180cm	HH180
150cm x 180cm	HH150
120cm x 180cm	HH120
90cm x 180cm	HH90



WILLOW HURDLE

<i>Sizes</i>	<i>Order Code</i>
180cm x 180cm	WH180
150cm x 180cm	Special Order only
120cm x 180cm	Special Order only
90cm x 180cm	Special Order only



FENCE PANELS, POSTS & ACCESSORIES



DOUBLE SIDED PALING

Size

180cm x 183cm

Order Code

DSP180



DOUBLE SIDED PALING

Size

150cm x 183cm

Order Code

DSP150



DOUBLE SIDED PALING

Size

120cm x 183cm

Order Code

DSP120

Framing = 28mm x 65mm, Boards = 10mm x 100mm Fine Sawn, Capping Rail = 10mm x 50mm



FENCE PANELS, POSTS & ACCESSORIES

2 COLOUR
OPTIONS



FEATHEREDGE

Size	Order Code
180cm x 183cm	FEP180G (Green)
	FEP180B (Brown)

2 COLOUR
OPTIONS



FEATHEREDGE

Sizes	Order Code
165cm x 183cm	FEP165G (Green)
	FEP165B (Brown)

FENCE PANELS, POSTS & ACCESSORIES



FEATHEREDGE

Sizes

150cm x 183cm

Order Code

FEP150G (Green)

FEP150B (Brown)



FEATHEREDGE

Sizes

120cm x 183cm

Order Code

FEP120G (Green)

FEP120B (Brown)



FEATHEREDGE

Sizes

90cm x 183cm

Order Code

FEP90G (Green)

FEP90B (Brown)

Board = 2x 22mm x 125mm, Fully Framed = 32mm x 47mm battens
All our Featheredge panels are constructed with ½ lapped framing joints.
Green/Brown pressure treated.



WHAT MAKES KDM PRODUCTS SUPERIOR?

The UK outdoor timber products market has experienced major developments in added value products over the last 20 years. KDM has been at the forefront of these developments and enhanced its position as the market leader through the use of new technology, improved product design and attention to detail. We have continued to improve key product features and maintain our business principles to ensure our products stand out from the competition and remain the leading brand in the market.

SELECTION



LOG SELECTION

When using natural resources careful selection is the fundamental ingredient in creating successful products. All raw material is hand selected to suit the individual, intended components. It is vital that each component is produced from the appropriate section of the log and made from the highest quality raw material.

PRODUCT DESIGN

We aim to offer exclusive and original products that meet the very highest standards of timber manufacturing and design. Whether the product is decorative or functional or a combination of the two our principles remain the same.



DESIGN



MANUFACTURE



PROCESSING & MANUFACTURING

From the initial stages each piece is checked twice and hand selected ensuring all defects are excluded. Timber is a natural product, the grading process is essential to ensure the highest quality standards are maintained.

TREATMENT

Excluding the Willow, Hazel and Oak all other products are pressure treated to use class 3 or 4 with the highest quality preservative. The treatment is designed to enhance the product and extend the life span, they will require further treatment in time. Products intended for in-ground contact are treated to use class 4 to provide a longer life span, save the customer financially and have a reduced impact on the environment.



TREATMENT

PHILOSOPHY

KDM's philosophy is to continually improve specifications, including but not restricted too; the size and number of components, timber profiles, product design, quality of fixings, treatment and manufacturing developments.



All Ribbed & Smooth Planed posts treated to Use Class 4 are individually marked and carry a 10 year warranty. To comply with the warranty terms and conditions all posts must be annually retreated at ground level to maintain the product and protect the timber against fungal and insect attack.

FENCE PANELS, POSTS & ACCESSORIES

Choosing the right fence post is an important part of the overall look and longevity of your fencing. At KDM, we produce four types of post, which are all planed and treated to Use Class 4 to assist in the safeguarding against environmental conditions and come with a 10 year warranty. We produce two styles; smooth planed and ribbed, they are available in 4 way and 2 way rounded top. Our smooth planed posts are ideally suited to the following panels and corresponding gates:- VP, T&G range, SLA, EST, OL, PW, also all of our planed border and picket products, decorative lattice ranges and decking. Our two profiles of ribbed posts, 4-way and 'H' posts, are ideally suited to the following panels and corresponding gates:- OLT, ALT, AH, HLT, VA, and SH.



PLANED & RIBBED PINE POSTS 4 way rounded top

Size – 2/4 ex log	Order Code
-------------------	------------

100mm x 100mm x 1.8m	P100 - 1.8
----------------------	------------

PAR to finish 90mm x 90mm	
---------------------------	--

100mm x 100mm x 2.4m	P100 - 2.4
----------------------	------------

PAR to finish 90mm x 90mm	
---------------------------	--

100mm x 100mm x 2.7m	P100 - 2.7
----------------------	------------

PAR to finish 90mm x 90mm	
---------------------------	--

75mm x 75mm x 1.8m	P75 - 1.8
--------------------	-----------

PAR to finish 70mm x 70mm	
---------------------------	--

75mm x 75mm x 2.4m	P75 - 2.4
--------------------	-----------

PAR to finish 70mm x 70mm	
---------------------------	--



SMOOTH PLANED PINE POSTS 4 way rounded top

Size – 2/4 ex log	Order Code
-------------------	------------

100mm x 100mm x 1.8m	SP100 - 1.8
----------------------	-------------

PAR to finish 90mm x 90mm	
---------------------------	--

100mm x 100mm x 2.4m	SP100 - 2.4
----------------------	-------------

PAR to finish 90mm x 90mm	
---------------------------	--



SMOOTH PLANED PINE POSTS 2 way rounded top

Size – 2/4 ex log	Order Code
-------------------	------------

100mm x 100mm x 1.35m	SP100 - 1.35
-----------------------	--------------

PAR to finish 90mm x 90mm	
---------------------------	--

Ideally suited to KDM's border, picket and decking products.



PLANED & RIBBED PINE H POST Square both ends

Size – 2/4 ex log	Order Code
-------------------	------------

100mm x 100mm x 2.4m	H100 - 2.4
----------------------	------------

PAR to finish 90mm x 90mm	
---------------------------	--



SMOOTH PLANED PINE POSTS Square both ends

Size – 2/4 ex log	Order Code
-------------------	------------

100mm x 100mm x 3m	SP100 - 3.0
--------------------	-------------

PAR to finish 90mm x 90mm	
---------------------------	--

100mm x 100mm x 3.6m	SP100 - 3.6
----------------------	-------------

PAR to finish 90mm x 90mm	
---------------------------	--

ALL POSTS CARRY A 10 YEAR WARRANTY



FENCE PANELS, POSTS & ACCESSORIES



BALL

Sizes	Order Code
75mm	B75
100mm	B100



ACORN

Sizes	Order Code
75mm	A75
100mm	A100



POST CAP

Sizes	Order Code
90mm x 90mm	PC1
90mm x 120mm	PC2
120mm x 120mm	PC3



REPAIR KIT SLATS

Size	Order Code
9mm x 95mm x 1.75m	RK-Slats



PANEL EXTENSION KIT

Size	Order Code
14mm x 44mm x 1.8m	PEK

Smooth planed. To convert metric (W180cm) panels to imperial (W183cm)



REPAIR KIT FRAMING

Profile	Order Code
Single groove	RK-SGF

For V Arched and HDL products



REPAIR KIT FRAMING

Profile	Order Code
Double groove	RK-DGF

For all Horizontal Slat Panels

FENCE PANELS, POSTS & ACCESSORIES

NEW



PLANED FENCE BOARDS*

Sizes	Order Code
22mm x 100mm x 1.2m	PB22100-1.2
22mm x 100mm x 1.5m	PB22100-1.5
22mm x 100mm x 1.8m	PB22100-1.8
22mm x 100mm x 2.4m	PB22100-2.4

PAR to finish 19mm x 95mm – Rounded Edges

NEW



PLANED BATTENING

Sizes	Order Code
25mm x 50mm x 3.6m	BAT2550-3.6
25mm x 50mm x 4.2m	BAT2550-4.2

PAR to finish 22mm x 47mm – Rounded Edges



PLANED GRAVEL BOARD*

Size	Order Code
50mm x 150mm x 1.8m	GB18

PAR to finish 45mm x 145mm

NEW



APEX REBATED CAPPING*

Size	Order Code
30mm x 65mm x 1.8m	CAP6G

Ideal for all flat top panels



PREMIUM PANEL CAPPING*

Size	Order Code
30mm x 65mm x 1.8m	CAP5G

Ideal for all flat top panels

* denotes FSC



EUROPEAN GATES



ELITE SLATTED TOP

<i>Size</i>	<i>Order Code</i>
180cm x 90cm	ESTG180



SQUARE HORIZONTAL

<i>Size</i>	<i>Order Code</i>
180cm x 90cm	SHG180



HORIZONTAL LATTICE TOP

<i>Size</i>	<i>Order Code</i>
180cm x 90cm	HLTG180



WE RECOMMEND LONG HINGES ARE USED WHEN HANGING THE FLAT TOP GATES

All gates on this page
feature inbuilt handle support



ARCHED HORIZONTAL

<i>Size</i>	<i>Order Code</i>
180cm x 90cm	AHG180



ARCHED LATTICE TOP

<i>Size</i>	<i>Order Code</i>
180cm x 90cm	ALTG180



'V' ARCHED

<i>Size</i>	<i>Order Code</i>
180cm x 90cm	VAG180

TONGUE & GROOVE GATES



TONGUE & GROOVE LATTICE TOP*

Size

Order Code

180cm x 90cm

TGLTG180



ELITE TONGUE & GROOVE

Size

Order Code

175cm x 90cm

ETG180

Planed framing, fully framed, ledged and braced. Includes capping.



TONGUE & GROOVE

Size

Order Code

180cm x 90cm

TG180



FLAT TONGUE & GROOVE

Size

Order Code

180cm x 90cm

FTG180

* denotes FSC



FEATHEREDGE GATES



ELITE FEATHEREDGE BROWN

Size	Order Code
175cm x 90cm	FEG180PB

Planed framing, fully framed, ledged and braced. Includes capping.



ELITE FEATHEREDGE GREEN

Size	Order Code
175cm x 90cm	FEG180PG

Planed framing, fully framed, ledged and braced. Includes capping.



FEATHEREDGE GATE

Size	Order Code
175cm x 90cm (Brown)	FEG180SB
175cm x 90cm (Green)	FEG180SG

Sawn framing, fully framed, ledged and braced.



GARDEN GATES



REGENCY

Size	Order Code
90cm x 90cm	RG90



SMOOTH PLANED PINE POST* 2 way rounded top

Size - 2/4ex log	Order Code
100mm x 100mm x 1.35m	SP100-1.35
PAR to finish 90mm x 90mm	

Ideally suited to our garden and picket gates.



PICKET GATES SEE PAGES 42-43



ELITE CROSS TOP*

Size	Order Code
90cm x 90cm	ECTG90



CROSS TOP*

Size	Order Code
90cm x 90cm	CTG90

* denotes FSC



BORDER & DECK PANELS

**GATE TO
MATCH
SEE PAGE 35**



ELITE CROSS TOP

Size

90cm x 180cm

Order Code

ECT90

**FENCE
POSTS
SEE PAGE 29**



**GATE TO
MATCH
SEE PAGE 35**



CROSS TOP


Size

90cm x 180cm

Order Code

CT90

BORDER & DECK PANELS



SLATTED BORDER

Size

Order Code

90cm x 180cm

SLA90



VERTICAL SLATTED

Size

Order Code

90cm x 180cm

VS90

DECORATIVE LATTICE

DIAMOND LATTICE

Profile	Size	Code
Convex	30cm x 183cm	DT1
Concave	27cm x 183cm	DT2
Omega	30cm x 183cm	DT21
Convex	45cm x 183cm	DT3
Convex	60cm x 183cm	DT5
Rectangle	30cm x 183cm	DT7
Rectangle	45cm x 183cm	DT8
Rectangle	60cm x 183cm	DT9
Rectangle	90cm x 183cm	DT10
Rectangle	120cm x 183cm	DT11
Rectangle	150cm x 183cm	DT12
Rectangle	180cm x 183cm	DT13
Convex	160cm x 183cm	DT14
Corner	45cm x 45cm	DT20

Measurements are shoulder heights x width.
 +/- 11cm for Arch/Concave measurements
 +/- 20cm for DT14



DT1





DT2



DT21



DT3



DT5

Planed all round with rounded corners
 Framing = 30mm x 30mm
 45mm x 45mm (DT13, DT14, DT16, DT17)
 Lattice Width = 20mm
 Lattice Thickness = 8mm
 Lattice Gaps from Inside Edges = 40mm



DT20



DT7




DT8



DT9




DT10



DT11



DT14 Convex



DT12


DECORATIVE LATTICE

PRIVACY LATTICE


Profile	Size	Code
---------	------	------

Convex	30cm x 183cm	PL1
Omega	30cm x 183cm	PL21
Convex	45cm x 183cm	PL3
Rectangle	30cm x 183cm	PL7
Rectangle	45cm x 183cm	PL8
Rectangle	60cm x 183cm	PL9
Rectangle	90cm x 183cm	PL10
Rectangle	120cm x 183cm	PL11
Rectangle	150cm x 183cm	PL12
Rectangle	180cm x 183cm	PL13

Measurements are shoulder heights x width.
+/- 11cm for Arch/Concave measurements




PL1




PL21



PL3



PL10



PL11



PL7


Planed all round with rounded corners
Framing = 35mm x 30mm
Framing = 45mm x 45mm (PL13)
Lattice Width = 20mm
Lattice Thickness = 8mm
Lattice Gaps from Inside Edges = 20mm



PL8



PL9



PL12



PL13


DECORATIVE LATTICE



HDL1



HDL3



HDL5



HDL7

HEAVY DIAMOND LATTICE

Profile	Size	Code
Convex	30cm x 180cm	HDL1
Convex	30cm x 183cm	HDL1 IMP
Convex	45cm x 180cm	HDL3
Convex	45cm x 183cm	HDL3 IMP
Convex	60cm x 180cm	HDL5
Rectangle	30cm x 180cm	HDL7
Rectangle	30cm x 183cm	HDL7 IMP
Rectangle	45cm x 180cm	HDL8
Rectangle	60cm x 180cm	HDL9
Rectangle	60cm x 183cm	HDL9 IMP
Rectangle	90cm x 180cm	HDL10
Rectangle	120cm x 180cm	HDL11
Rectangle	150cm x 180cm	HDL12
Square	180cm x 180cm	HDL13

Measurements are shoulder heights x width.
+ 20cm for top of Arch measurements



Planed all round with rounded corners
Framing = 45mm x 45mm
Lattice Width = 40mm
Lattice Thickness = 8mm
Lattice Gaps from Inside Edges = 70mm




HDL8



HDL9



HDL10



HDL11



HDL12




HDL13

DECORATIVE LATTICE




ST7




ST8

PLANED SQUARE TRELLIS

Profile	Size	Code
Rectangle	30cm x 183cm	ST7
Rectangle	45cm x 183cm	ST8
Rectangle	60cm x 183cm	ST9
Rectangle	90cm x 183cm	ST10
Rectangle	120cm x 183cm	ST11
Rectangle	150cm x 183cm	ST12
Square	180cm x 183cm	ST13




ST10




ST9



Planed all round with rounded corners
Trellis Width = 30mm
Trellis Thickness = 10mm
Trellis Gap from inside edges = 50mm



ST11

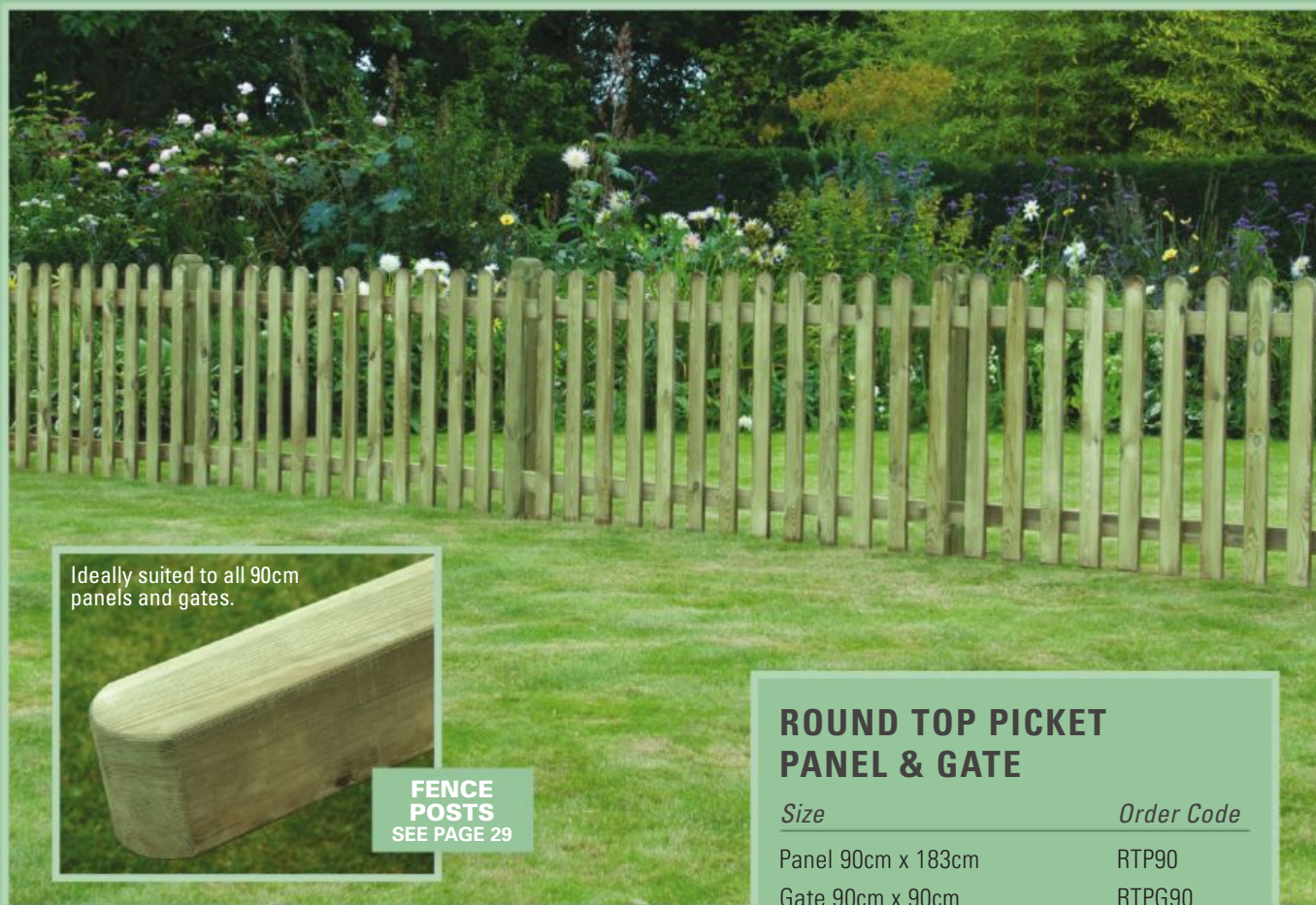


ST12



ST13

PICKET PANELS, GATES & COMPONENTS



Ideally suited to all 90cm panels and gates.

FENCE POSTS
SEE PAGE 29

ROUND TOP PICKET PANEL & GATE

<i>Size</i>	<i>Order Code</i>
Panel 90cm x 183cm	RTP90
Gate 90cm x 90cm	RTPG90

Smooth Planed Boards & Rails, Boards = 19mm x 70mm, Gaps = 70mm



ROUND TOP PICKET PANEL & GATE

<i>Size</i>	<i>Order Code</i>
Panel 120cm x 183cm	RTP120
Gate 120cm x 90cm	RTPG120

Smooth Planed Boards & Rails, Boards = 19mm x 70mm, Gaps = 70mm

PICKET PANELS, GATES & COMPONENTS



ELITE ROUND TOP PICKET PANEL & GATE

Size

Panel 90cm x 183cm

Gate 90cm x 90cm

Order Code

ERTP90

ERTPG90

Smooth Planed with Rounded Edges, Boards = 25mm x 75mm, Gaps = 45mm



PREMIUM PICKET GATE

Size

90cm x 90cm

Order Code

PPG90

Includes mortice and tenon joints, 70mm x 70mm end supports, planed and chamfered edges.

PICKET PANELS, GATES & COMPONENTS



SMOOTH PLANED PINE POST 2 way rounded top

<i>Size - 2/4ex log</i>	<i>Order Code</i>
100mm x 100mm x 1.35m	SP100-1.35
PAR to finish 90mm x 90mm	



PLANED BACK RAIL

<i>Size</i>	<i>Order Code</i>
30mm x 70mm x 1.83m	AR1830



PLANED, ROUND TOP PICKET BOARDS

<i>Sizes</i>	<i>Order Code</i>
19mm x 70mm x 0.9m	PB900RND
19mm x 70mm x 1.2m	PB1200RND
19mm x 70mm x 1.5m	PB1500RND NEW
19mm x 70mm x 1.8m	PB1800RND NEW



PLANED, POINTED TOP PICKET BOARDS

<i>Sizes</i>	<i>Order Code</i>
19mm x 70mm x 0.9m	PB900PTD
19mm x 70mm x 1.2m	PB1200PTD

Other sizes and specifications are available on request.

DECK BOARDS & DECKING ACCESSORIES



NEWELS

<i>Size</i>	<i>Order Code</i>
Pyramid Top Newel 83mm x 83mm x 1800mm	PN18
Pyramid Top Newel 83mm x 83mm x 1200mm	PN12
Colonial Newel 83mm x 83mm x 1250mm	CN12



SPINDLES

<i>Size</i>	<i>Order Code</i>
Stop Chamfered Spindle 41mm x 41mm x 895mm	CHS1
Colonial Spindle 41mm x 41mm x 895mm	CS1



PREMIER HANDRAIL & FILLET

<i>Size</i>	<i>Order Code</i>
42mm x 65mm x 3.6m	PHR2
8mm x 40mm x 3.6m	PF2



HANDRAIL

<i>Size</i>	<i>Order Code</i>
30mm x 66mm x 2.4m	HR1



STOP CHAMFERED SPINDLE PANEL

<i>Size</i>	<i>Order Code</i>
98cm x 240cm	CHS-Panel




REDWOOD DECK BOARDS

<i>Size</i>	<i>Order Code</i>
32mm x 125mm <i>Planed to finish 28 x 120mm</i>	DK32125
38mm x 150mm <i>Planed to finish 34 x 145mm</i>	DK38150
<i>Lengths 3m to 5.4m</i>	

WE SUPPLY A RANGE OF ALTERNATIVE PROFILES AND LENGTH SPECIFICATIONS. PLEASE CALL US WITH YOUR ENQUIRIES.



ARCHES & PERGOLA COMPONENTS



OMEGA TOP ARCH

Size *Order Code*

D60cm x W125cm[†] x H260cm OTA1

[†] width not fixed



ELITE OMEGA TOP ARCH

Size *Order Code*

D75cm x W130cm x H260cm EOTA2



ROSE ARCH

Size *Order Code*

D40cm x W100cm x H280cm RA1



FLAT TOP ARCH

Size *Order Code*

D60cm x W125cm x H240cm FTA1

ARCHES & PERGOLA COMPONENTS



PERGOLA COMPONENTS

Sizes *Order Code*

Smooth Planed Slotted Posts
100mm x 100mm x 2.7m, nominal PAR SP

Angled Pergola Rail
50mm x 100mm x 2.1m, nominal PAR PR1
50mm x 100mm x 2.7m, nominal PAR PR2
50mm x 100mm x 3.6m, nominal PAR PR3

Corner Bracing
50mm x 100mm x 650mm CB1

All pergola rails are smooth planed, end profiled, but not notched.



DT20
SEE PAGE 38

NEW



SMOOTH PLANED PINE POSTS Square both ends

Size – 2/4 ex log *Order Code*

100mm x 100mm x 3m
PAR to finish 90mm x 90mm SP100 - 3.0

100mm x 100mm x 3.6m
PAR to finish 90mm x 90mm SP100 - 3.6

ALL PERGOLA COMPONENTS ARE SOLD INDEPENDENTLY



GARDEN FURNITURE



PREMIUM 'A' FRAME TABLE

Size

Order Code

Table top – 72cm x 180cm

PB180

Overall size – 150cm x 180cm

Table and seat bench boards – 36mm x 140mm



PREMIUM 'A' FRAME TABLE

Size

Order Code

Table top – 72cm x 140cm

PB140

Overall size – 150cm x 140cm

Table and seat bench boards – 36mm x 140mm

GARDEN FURNITURE



STANDARD 'A' FRAME TABLE

<i>Size</i>	<i>Order Code</i>
-------------	-------------------

Table top – 75cm x 180cm	SPB180
Overall size – 160cm x 180cm	
Table and seat bench boards – 40mm x 115mm	



STANDARD 'A' FRAME TABLE

<i>Size</i>	<i>Order Code</i>
-------------	-------------------

Table top – 70cm x 150cm	SPB150
Overall size – 150cm x 150cm	
Table and seat bench boards – 30mm x 85mm	

GARDEN FURNITURE



ELITE ROUND TABLE & BENCH SEAT*

Size

Order Code

Table Top Ø 130cm

ERBS

Overall Ø 210cm

Table & Seat Bench Boards 36mm x 140mm



ROUND TABLE & BENCH SEAT

Size

Order Code

Table Top Ø 116cm,

RBS

Overall Ø 194cm

Table & Seat Bench Boards 38mm x 140mm

GARDEN FURNITURE



OAK BENCH

<i>Size</i>	<i>Order Code</i>
150cm	OB150
Supplied untreated.	



CLASSIC BENCH

<i>Size</i>	<i>Order Code</i>
120cm	B120
150cm	B150
180cm	B180



CARVER & CONVERSATION TABLE

<i>Size</i>	<i>Order Code</i>
Carver – 70cm	C70
50cm x 50cm	CT50

GARDEN FURNITURE



SWING SEAT

<i>Size</i>	<i>Order Code</i>
D170cm x W210cm x H190cm Seat W140cm	SWS1



FARM TABLE & BENCH SET

<i>Size</i>	<i>Order Code</i>
Table – W72cm x H72cm x L180cm	FTB
Bench – W28cm x H42cm x L180cm	

GARDEN FURNITURE



PATIO DINING SET

Size

Order Code

Table – W75cm x H75cm x L150cm

PDS

Bench – W37cm x H50cm x L140cm



COUNTRY STYLE DINING SET

Size

Order Code

Table – W90cm x H70cm x L180cm

CST180

Bench – 170cm

CSB170

Chair – 50cm

CSC50

SAWN FENCING & CREOSOTE PRODUCTS

15 YEAR WARRANTY

PRESSURE TREATED TO USE CLASS 4

MARKED FOR 2022



All of our sawn posts are produced from slow grown pine, kiln dried and green pressure treated to Use Class 4. This is the recommended species and treatment standard for in-ground products. All sawn posts come with a 15 year warranty and are marked for traceability.



PINE 4-WAY POINTED POSTS

Size	Order Code
75mm x 125mm x 1.8m	4WP125-1.8
75mm x 125mm x 2.1m	4WP125-2.1
75mm x 150mm x 1.8m	4WP150-1.8
75mm x 150mm x 2.1m	4WP150-2.1



PINE SQUARE CUT POSTS

Size - 2/4ex log	Order Code
75mm x 75mm x 1.5m	SQ75-1.5
75mm x 75mm x 1.8m	SQ75-1.8
75mm x 75mm x 2.4m	SQ75-2.4
100mm x 100mm x 1.8m	SQ100-1.8
100mm x 100mm x 2.4m	SQ100-2.4
100mm x 100mm x 3m	SQ100-3.0



PINE GATE POSTS 4-way weathered top

Size	Order Code
150mm x 150mm x 2.1m	GP150-2.1
150mm x 150mm x 2.4m	GP150-2.4
175mm x 175mm x 2.1m	GP175-2.1
175mm x 175mm x 2.4m	GP175-2.4
175mm x 175mm x 2.7m	GP175-2.7
200mm x 200mm x 2.4m	GP200-2.4
200mm x 200mm x 2.7m	GP200-2.7



RAILS

Size	Order Code
38mm x 87mm x 3.6m	R87-3.6



FENCING BOARDS

Size	Order Code
19mm x 100mm x 1.2m	FB100-1.2
19mm x 100mm x 1.5m	FB100-1.5
19mm x 100mm x 1.8m	FB100-1.8
19mm x 150mm x 1.8m	FB150-1.8

SAWN FENCING & CREOSOTE PRODUCTS

ALL CREOSOTE PRODUCTS HAVE A 20 YEAR DESIRED SERVICE LIFE.

All of our sawn posts and rails are produced from slow grown pine, kiln dried and creosote treated. It is recommended that gloves and protective eyewear are worn when handling and installing these products.



CREOSOTE 4-WAY POINTED POST

<i>Size</i>	<i>Order Code</i>
75mm x 125mm x 1.8m	CP75125-1.8
75mm x 125mm x 2.1m	CP75125-2.1



CREOSOTE SAWN RAIL

<i>Size</i>	<i>Order Code</i>
38mm x 87mm x 3.6m	CR3887-3.6



CREOSOTE GATE POSTS 4-way weathered top

<i>Size</i>	<i>Order Code</i>
175mm x 175mm x 2.4m	CGP175-2.4
200mm x 200mm x 2.4m	CGP200-2.4



CREOSOTE CUNDY POLES

<i>Size</i>	<i>Order Code</i>
75-100mm x 1.65m	CCP75100-1.65
75-100mm x 1.8m	CCP75100-1.8
75-100mm x 2.4m	CCP75100-2.4
100-125mm x 1.8m	CCP100125-1.8
150-175mm x 2.4m	CCP150175-2.4
175-200mm x 2.4m	CCP175200-2.4

MACHINE ROUNDS & CLADDING



MACHINE FULL & HALF ROUNDS

Size	Order Code
50mm x 1.8m (P&C)	MR50-1.8
60mm x 1.65m (P&C)	MR60-1.65
60mm x 1.8m (P&C)	MR60-1.8
75mm x 1.65m (P&C)	MR75-1.65
75mm x 1.8m (P&C)	MR75-1.8
75mm x 2.4m (P&C)	MR75-2.4

P&C = Pointed & Chamfered SQ End = Square End

Size	Order Code
85mm x 1.65m (P&C)	MR85-1.65
85mm x 1.8m (P&C)	MR85-1.8
100mm x 1.8m (P&C)	MR100-1.8
100mm x 1.8m ½ (P&C)	HR100 -1.8
100mm x 2.4m (P&C)	MR100-2.4
100mm x 3.66m (SQ End)	MR100-3.66
100mm x 3.66m ½ (SQ End)	HR100-3.66

Other sizes are available on request.




BLACK DOUBLE PAINTED FEATHEREDGE BOARDS*

Size	Order Code
2ex 32mm x 175mm x 4.2m	BF175-4.2
2ex 32mm x 175mm x 4.8m	BF175-4.8
2ex 32mm x 175mm x 5.4m	BF175-5.4

All our featheredge is North European Whitewood and Kiln Dried to 18% prior to being painted black

KDM's Black Painted Featheredge is double coated to ensure a uniform black covering on all faces. Tikkurila Ultra Pro paint is high quality, environmentally friendly, offers extremely low water absorption and includes biocides for the effective protection of wood. The paint manufacturer indicates the maintenance period is up to 10 years.




LANDSCAPING & GARDEN PRODUCTS



OAK SLEEPERS[†]

<i>Size</i>	<i>Order Code</i>
100mm x 200mm x 2.4m	OS10020024
Supplied untreated.	



SOFTWOOD SLEEPERS

<i>Size</i>	<i>Order Code</i>
100mm x 200mm x 2.4m	S10020024
125mm x 250mm x 2.4m	S12525024



PLANED SOFTWOOD SLEEPERS Rounded edges

<i>Size</i>	<i>Order Code</i>
90mm x 190mm x 2.4m	PS9019024



SITE PEGS

<i>Size</i>	<i>Order Code</i>
48mm x 48mm x 450mm	PEG450
48mm x 48mm x 600mm	PEG600



LOG ROLL

<i>Size</i>	<i>Order Code</i>
Diameter 70mm ½ round, Length 1.8m	
H150mm	LR150
H225mm	LR225
H300mm	LR300
H375mm	LR375

[†] denotes PEFC



LANDSCAPING & GARDEN PRODUCTS



SLATTED RECTANGULAR PLANTER

<i>Size</i>	<i>Order Code</i>
W40cm x H80cm x L90cm	SRP



SLATTED SQUARE PLANTER

<i>Size</i>	<i>Order Code</i>
30cm x 30cm x H80cm	SSP



RECTANGULAR PLANTER

<i>Sets of 2</i>	<i>Order Code</i>
Medium 29cm x 40cm x 70cm	RP
Large 34cm x 52cm x 82cm	



HEXAGONAL PLANTER

<i>Sets of 2</i>	<i>Order Code</i>
Medium 34cm x 54cm x 54cm	HP
Large 39cm x 65cm x 65cm	



LONG RECTANGULAR PLANTER

<i>Size</i>	<i>Order Code</i>
L180cm x H45cm x W38cm	LRP



SQUARE PLANTER

<i>Sets of 2</i>	<i>Order Code</i>
Medium 50cm x 50cm	SQP
Large 65cm x 65cm	

LANDSCAPING & GARDEN PRODUCTS



ELITE PLANTER

<i>Size</i>	<i>Order Code</i>
50cm x 50cm x 100cm	EP



PLANTER & TRELLIS

<i>Size</i>	<i>Order Code</i>
153cm x 50cm x 100cm	PT



LOG STORE

<i>Size</i>	<i>Order Code</i>
W200cm x D90cm x H150/140cm	LS1



DOUBLE DUSTBIN COVERS

<i>Size</i>	<i>Order Code</i>
W145cm x D86cm x H125/110cm	DDC

To maintain the company's policy of continuous product development we reserve the right to change and improve specifications. As with all natural timber products they will be subject to movement and deterioration as they season. This may become evident with shakes, splits and warping. Timber is a natural product and these are not considered to be a fault or defect.



Supplying and Building
A-Rated Energy Efficient
Homes for the Future

For further information please visit
www.svenskhomes.co.uk



SVENSK
HOMES
create your perfect home



KDM

Timber & Forest Products

SPECIALIST SUPPLIERS TO THE TRADE

www.kdm.co.uk

DEALER'S STAMP

All products must be ordered through a KDM designated dealer